

Our Mission We build freedom one ramp at a time. Our ADA-compliant ramp provides access to the community for those who have been trapped inside their home due to a disability. We seek to transform the lives of our ramp recipients and our volunteers through meaningful service.

"It's going to make life much easier. AJ can use it on his own! [It's] a big peace of mind, having a ramp."



By The Numbers

3,484+

Total ramps built

19

years since SAWs founding 2003

278

Ramps built in 2022 to date

1.3

Million adults in Indiana have a disability.**

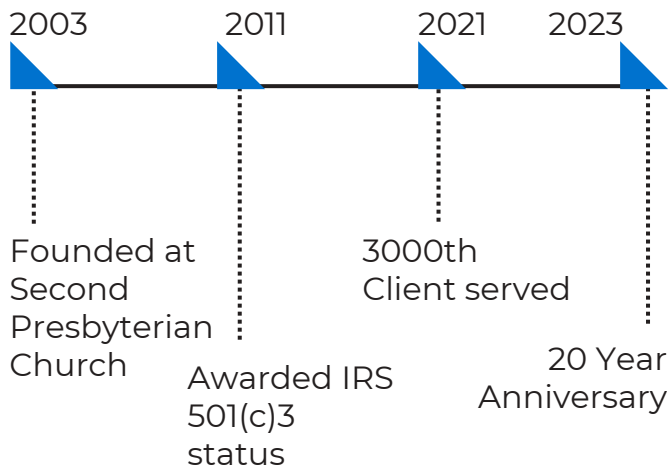
3,195

Total Volunteers

83.7%

Percent of gifts spent directly on programs

Milestones



Partners

- OrthoIndy
- CICOA
- Anthem
- Edward Jones
- Northview Church
- Old National Bank
- Community Health Network
- Second Presbyterian
- Shook Construction
- Center Point Energy
- McComas, O'Donnell & Naccarrato
- IU Health
- Enterprise
- BraunAbility
- Salesforce
- Rehab Medical

The Need

Most older adults want to age in place; however, many do not have homes that feature universal design allowing safe access for walkers and wheelchairs.



26% of older adults in Indiana report mobility needs*



20.8 million people in the US are living with an ambulatory disability†

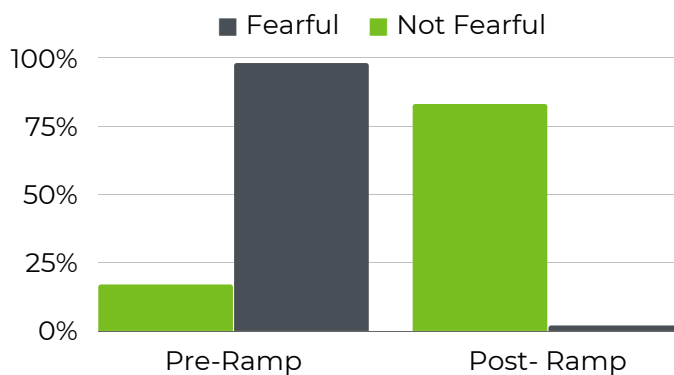


1 in 3 older adults in Indiana with household income below \$25k annually report mobility needs*

Our Impact

Quality of Life

Clients are asked "How fearful are you of exiting your home in the event of an emergency?" A SAWs ramp has a profound effect on our clients' quality of life and personal safety.

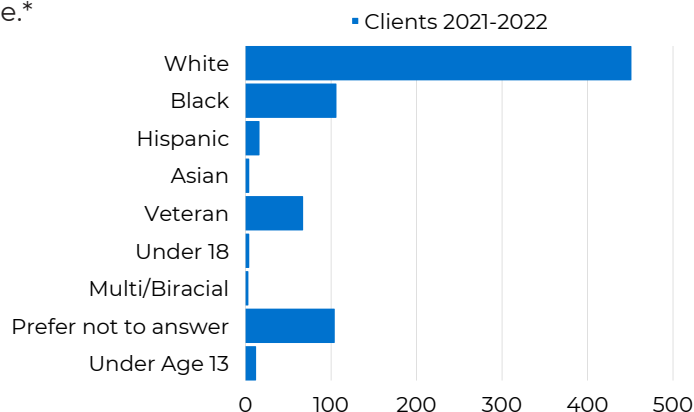


"Now, I will be able to come outside and enjoy my walks with no restrictions. Thank you from the bottom of my heart." -Sylvia



Demographics

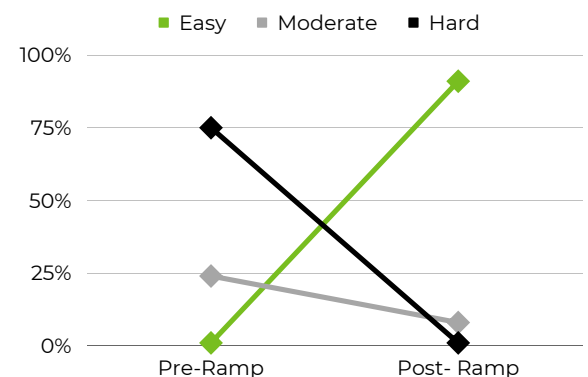
Older adult sub-populations in Indiana with higher proportions of challenges tend to live in lower income households and live alone.*



*Data self-reported by clients to SAWs

Accessibility

When asked to rate the difficulty of leaving their home, clients expressed an incredible 90% increase of ease of access.



*Data collected from 341 clients, 2020-2022.

* CASOA State of Indiana Report, January 2022

** 2020 CDC Behavioral Risk Factor Surveillance System (BRFSS)

†2019 American Community Survey, US Census